

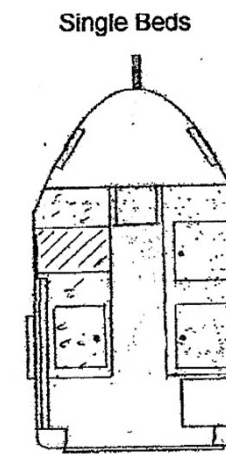
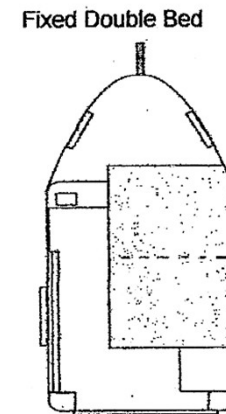
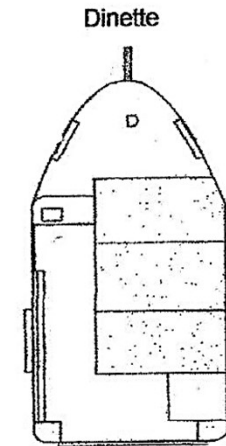
Sherpa Tiny & Tiny RoughRoader

January 2022

<i>Tiny</i>	
Weight: 580kg Length: 4.3m Width: 1.8m Height: 2.0m Suspension : Rubberide / 1200kg axle GVM : 1000kg	
Included:	
Fridge (220v) - pub size, overrun brake system L-Shaped patio, poles, ropes & pegs Mattress (1,1m X 1,9m X 0.1m) Fiberglass step 4 Stabilizer jacks Fire extinguisher Electrical cable (220v) - 12m Wheels : 155/80R13 LED Lights (2 inside, 1 outside) & transformer Spare wheel 155/80R13 Microdotting Wheel spanner, jack spanner & mallet	
Price : R215,000 (Incl Vat)	

<i>Tiny "RoughRoader"</i>	
Weight: 580kg Length: 4.3m Width: 1.975m Height: 2.1m Rubberide 1600kg axle with shock absorbers GVM : 1000kg	
Included:	
L-Shaped patio, poles, ropes & pegs, overrun brake system Mattress (1,1m X 1,9m X 0.1m) Fiberglass step 4 Stabilizer jacks Fire extinguisher Electrical cable (220v) - 12m Wheels : 215R15 LED Lights (2 inside, 1 outside) 12v (DC) Wheel spanner, jack spanner and mallet Spare wheel : 215R15 Microdotting Battery : 12v/45A/Hr (lead acid) and charger	
Price : R243,000 (Incl Vat)	

OPTIONAL EXTRAS (Tiny & RoughRoader) Incl VAT			
Wash basin, tap, 10L container	R 5 500	Nose blanket with hatch & window zips	R 5 900
Fold out cooker hatch & single plate gas cooker	R 5 800	Mini Rubber flooring nose protector	R 3 130
Extra step Small - R650 Large - R780		U-Awning - Front (over hitch)	R 3 450
Microwave shelf and microwave	R 5 350	Netting groundsheet (1,8m X 3,5m)	R 1 500
Cupboard above fridge with shelf	R 5 620	Dust cover - water resistant	R 6 200
Large hanging cupboard	R 7 300	Single plate gas cooker	R 650
LARGE Fold out kitchen hatch with storage	R 16 750		
Window in side door with curtain	R 2 900	Full height upright fridge / freezer 220v AC - upgrade (Tiny)	R 3 780
Spare wheel rear swing bracket, cover & LED light	R 9 650	Full height upright fridge / freezer 220v AC (Rough Roader)	R 5 940
Pull out drawer (under bed) on sliders	R 4 200	Mud flaps	R 850
Garaging wheels (per set)	R 3 350	Mozzie netting (2 side windows and rear top)	R 3 130
12v (DC) conversion (Tiny only)	R 9 075	External Hatch (side to access under bed)	R 3 780
Enclosed rear tent (1,5m - W) STD	R 16 400	Outside table Small - R1210 Large	R 2 050
Enclosed rear tent (2,4m - W) Large	R 22 900	Harrison plug and harness	R 2 700
Eeziawn 2000 (2,5m) and mounting brackets	R 9 830	Porta Potty hatch (with slide drawer - extra R750)	R 3 350
Eezi-Awn BAT 270 and extension brackets	R 17 500	Centre Table & Cushions (for the Single beds option)	R 4 700
Eezi-Awn side panels - 2 sides to enclose	R 8 100	Water tank (60lit) Aluminium with gravity fed tap & hose	R 10 670
Spare wheel bearing set	R 670	8500 Btu McClaren airconditioner	R 32 200
Side skirting and pegs	R 2 800	1000w Mod Sinewave Inverter (RR only)	R 7 850
Additional external 3 way LED light & valance	R 1 950	Additional internal 12v LED pivot light	R 820
100W Solar panel - roof mounted and regulator	R 9 280	Twin bar roof rack	R 2 200
Vnyl flooring - upgrade	R 2 650	Aluminium wash-up stand (with bowl and drying rack)	R 5 500
Extender beds & cushions (x2)	R 6 100	100A/Hr Deep cycle battery & heavy duty charger - upgrade	R 5 200
Shock absorbers	R 3 200		



www.sherpaleisure.co.za

e-mail : info@sherpaleisure.co.za

Tel : 011-452 8188

FACTORY : Unit 4, No 36 Plantation Road, Eastleigh, Edenvale, Gauteng